

September 18, 2025

Mr. John Rafferty
P.O. Box 38
Snow Lake Shores, MS 38603

Dear Mr. Rafferty:

Enclosed, please find your copy of the Management Plan I recently completed for Snow Lake Shores.

Snow Lake Shores is presently functioning as a dynamic, predator-crowded fishery. As such, our management recommendations center primarily on reducing the total number of adult predators (largemouth bass, crappie, trash-fish), introducing supplemental forage (threadfin shad and golden shiners) and improving the conditions for the production of forage through enhancing the lake's fertility level and supplemental feeding:

- Largemouth bass (13" and less) should be harvested, up to a total of ~2,680 pounds per year.
- Begin a supplemental feeding program by installing 12 Texas Hunter feeders in Fall 2025.
- Install fish attracting structures into lake in Fall 2025.
- Stock 1 load of threadfin shad in Spring 2026.
- Stock 1,000 pounds of golden shiners Spring 2026.
- Conduct an electrofishing balance assessment (Annual Evaluation) roughly one year from this date.

Mr. Rafferty, I am always available to discuss these recommendations or answer any other questions you might have.

Good fishing,

Luke Moran
(731) 499-44336
lmoran@sepond.com

Management Plan For

SNOW LAKE SHORES

34.8226, -89.2392

September 15, 2025



INTRODUCTION

As an integral part of the ongoing management program for Snow Lake Shores, Southeastern Pond Management conducted a comprehensive evaluation of the 134 acre impoundment on September 15, 2025. A representative sample of the fish community was collected by electrofishing to accurately assess the present state of balance. In addition, a water chemistry test was conducted to determine total alkalinity. The degree of aquatic weed infestation was also recorded. Results of the assessments provide the basis for this management plan.

The goal of this management plan is to create and maintain a balanced fish community in Snow Lake Shores. The following evaluation report and management plan details and explains our recommendations with the follow goals in mind:

- Create condition favorable for the consistent production of “quality size” and “trophy size” largemouth bass.
- Create conditions favorable for the consistent production of “quality size” bluegill.
- Generally maintain a high level of water quality as well as an aesthetically pleasing environment for aquatic recreation.

It is important to note that quality fishing will not be accomplished “overnight”. As you read through this plan, bear in mind that the specific activities we have recommended are not one-time inputs, but rather a collection of ongoing management activities that will establish and maintain long-term quality fishing. Proper lake management, like the management of any natural resource, is an ongoing process. Each management input is recommended individually; however, it should be noted that the management program suffers if all activities are not implemented. Feel free to contact us and further discuss management ideas you may have.

Previous evaluations of Snow Lake Shores have resulted in the thoughtful outline of management options in an effort to approach you stated management goals. Our latest findings, as well as results from previously applied management recommendations, are contained within the following pages.

	Quality Size	Trophy Size
LMB	16-20"	20"+
Bluegill	7-10"	10"+



LAKE ASSESSMENT

At the time of our visit, total water alkalinity in Snow Lake Shores was measured at 15 parts per million (ppm). This level of alkalinity is below the minimum recommended threshold of 20 ppm, and represents conditions unsuitable for effective fertilization. Snow Lake Shores has not been fertilized adequately in the recent past. The natural woody fish habitat was noted as showing signs of age and decay. Occasionally adding fresh brush to habitat areas will keep them attractive to fish.

During the evaluation, we did not observe any problematic aquatic vegetation. Aquatic weeds and problems associated with them will be discussed in the Aquatic Weed Control section of this report.

Bass harvest was reported as limited. This level of harvest has proven insufficient. Harvest, and its importance in structuring fish communities will be discussed in more detail in the Recommended Management Activities section of this report.



FISH COMMUNITY BALANCE

Fish communities in ponds are governed by a predator-prey relationship. The interactions of predator and prey are characterized by a concept we refer to as *balance*. Suitable balance in a fish community is characterized by a healthy distribution of both predator and prey over a wide range of age and size classes. **Predators** are species which rely on fish as their primary food source. **Prey** species rely on sources other than fish.

Classic balance in small impoundments is defined by several parameters, most importantly a suitable ratio (by size and weight) of predator to prey. If one size-class becomes overly abundant or lacking, a condition of imbalance results. By analyzing an electrofishing sample it is possible to determine the state of balance within a given fish community.

In fisheries science, the condition of individual fish is used as another indicator of the overall balance of the fish community. Relative weight (Wr) is an index used to categorize the *condition* of fish within a given population. Calculated Wr values greater than 100 indicate plump, robust fish. Wr values less than 100 suggest that individuals are in less than excellent condition,

perhaps the result of some predator: prey imbalance. Wr values less than 85 would indicate malnourished fish; a sign of intense competition for forage.

Figure 1 depicts balanced populations of predator and prey in a typical sport fish pond. Note that all sizes are well represented; no noticeable gaps are present.

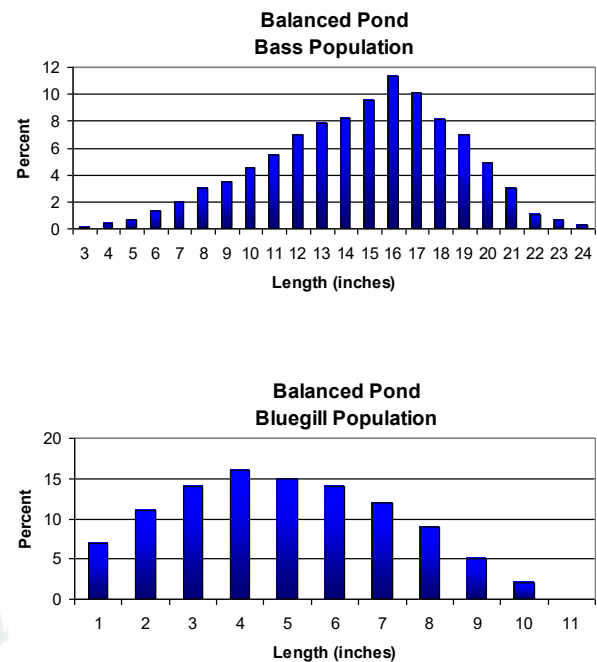


Figure 1. Length distribution of bass and bluegill in a typical balanced pond.



Predator and prey fish are measured and weighed to analyze the overall balance of the fish community.

FISHERY ASSESSMENT

The fishery in Snow Lake Shores was sampled with standard boat-mounted electrofishing equipment. The sample contained largemouth bass, coppersnout and northern bluegill, black and white crappie, redear sunfish (shellcracker), and gizzard shad. Currently, largemouth bass and crappie are functioning as the primary predators in Snow Lake Shores. The bluegill, shellcracker, and shad are the prey.

Maintaining a healthy shad population will be important for Snow Lake Shores to continue producing quality and trophy size bass.

Bluegill and shellcracker were collected ranging in size from 2 to 7 inches in total length. Mature adult bluegill were relatively scarce in the sample.

Largemouth bass ranging in size from 3 to 18 inches in total length were collected in moderate abundance. The length distribution of largemouth bass (Figure 3) reveals the presence of bass over a wide range of size classes. Largemouth bass 13 inches and smaller represent the primary targets for harvest over the coming months. We harvested 5 pounds of bass during the evaluation.

The average relative weight of adult bass in our most recent sample was 76 (Figure 4). In other words, most of the adult bass were in poor condition.

Overall, we characterize the fish community in Snow Lake Shores as predator-crowded with competing species. A more detailed explanation of predator-crowded with competing species lakes in general, and Snow Lake Shores in particular is located in the Current State of Balance section of this report.

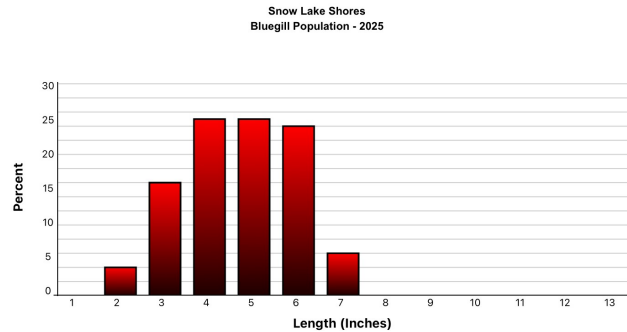


Figure 2. Length distribution of bluegill collected from Snow Lake Shores in September 2025..

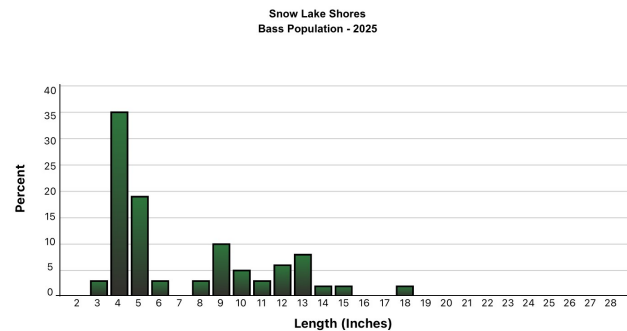


Figure 3. Length distribution of bass collected from Snow Lake Shores in September 2025.

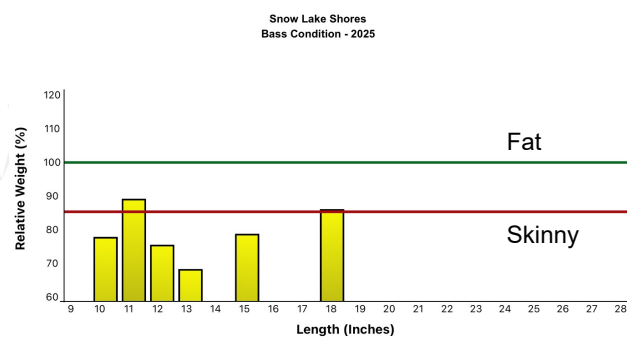


Figure 4. Relative weights (W_p) of adult largemouth bass collected from Snow Lake Shores in September 2025.

BASS-CROWDED

Bass-crowded is a condition of imbalance that is common in private lakes and is characterized by large numbers of small, skinny bass, and relatively few but unusually large adult bluegill. In this scenario, bass growth is stunted due primarily to a lack of adequate nutrition. The large-mouth bass is such an efficient predator that it will, if not controlled through responsible harvest, severely reduce its own food supply. Under these conditions, bass will perform poorly and will never reach their full growth potential.

Intermediate bluegill (3 to 5 inches) are critically important in sport fish lakes because they are the ideal size forage for young and juvenile bass. A low relative abundance of intermediate size prey is often an indication of a bass-crowded lake. Under these conditions, bass commonly become stunted between 8 and 14 inches. Bass in this size range require an ample supply of 3-5" prey in order to grow past the stunted size and become "quality" and "trophy" adults. When a condition of balance exists, intermediate size prey are among the most abundant segment of the overall fish community. As mentioned previously, our recent electrofishing sample from Snow Lake Shores included relatively low numbers of mature size bluegill, particularly in the 6 to 9 inch size range.

In bass-crowded populations, despite their overabundance and relatively poor condition, the adult bass spawn each year. Due to the presence of an actively reproducing prey population, these juvenile bass are able to grow quite well in their first year. In order to maintain this rate of growth past 8 to 10 inches however, they require a slightly larger prey item. In bass-crowded lakes, as the availability of slightly larger (3-5") prey is limited by over predation, the individuals bass growth stalls, and the popula-

tion begins to show characteristics of stunting in these size groups. The numbers of these bass must be reduced through harvest. Inadequate harvest is most often the cause of the bass-crowded condition. Recent bass harvest was reported as "limited" in Snow Lake Shores. In a typical fertilized sport fish lake, **bass harvest is required** in order to prevent overcrowding. The old idea of "throw him back and catch him when he gets bigger" is not a sound approach in small impoundments. If sufficient harvest does not occur, the crowded condition perpetuates itself. This results in a less than quality bass fishery.

Finally, competing predator species in the form of crappie was observed in moderate numbers in Snow Lake Shores. There is not an immediate concern that this species will significantly impact the management program. Nevertheless, the potential impact of competing predator species, including crappie, will be discussed in the following pages.

Strategies specifically geared toward improving the bass-crowded condition are discussed in the Recommended Management Activities section of this report.



Typical bass from a bass-crowded pond.

COMPETING PREDATOR SPECIES

The presence of predator fish species other than largemouth bass may have an impact on the balance of the fish community. The severity of the impact depends largely on the species present and its relative abundance. Generally, the more species present, the more complicated and less predictable lake management practices become. Once established, it is often difficult to completely remove an undesirable predator from a lake; however, harvesting these species when possible is generally recommended.

In order to maintain a balanced lake with competing species, the bass must become a larger component of the predator community. An additional forage species, such as threadfin shad, may substantially reduce the negative effects of competing predators.

Competing predator species may be introduced in a number of ways. A lake may become contaminated by a feeder stream, especially if the lake basin is not poisoned prior to stocking. Occasionally flood waters bring in unwanted species. Finally, competing predator fish are frequently brought by anglers. Several competing predator fish commonly found in small impoundments are listed below:

Black and/or white crappie are commonly introduced by anglers into lakes, however they



Crappie

are not typically a desired predator species in small impoundments. Crappie compete with juvenile as well as adult bass for food. Furthermore, their reproduction cycles are often highly erratic.

Catfish are often stocked with bass and bluegill to add diversity. However, catfish are also direct competitors of largemouth bass and can have an impact on the forage community once they reach maturity. Catfish reproduction and recruitment is typically low in lakes with established bass populations; bass effectively prey on any catfish reproduction. As a result, a population of catfish may be sustained in small impoundments if an abundant forage base is maintained.

Spotted bass are often mistaken for largemouth bass and may be introduced in sport fish lakes by well-intentioned anglers. Spotted bass compete fiercely with largemouth bass in small impoundments. In addition to competition for forage, spotted bass spawn earlier than largemouth, giving the spotted bass fry a survival advantage. This advantage may adversely effect the largemouth bass population. Once spotted bass become established, targeting spotted bass for harvest becomes an ongoing management practice.



Channel Catfish

FISH HARVEST

One of the keys to a balanced fish community, as well as the growth of trophy largemouth bass in your pond, is the selective removal of largemouth bass. Largemouth bass, when present with bluegill as their primary source of forage, produce an annual surplus which must be harvested in order to maintain balance. We generally recommend harvesting the smaller, more abundant size range of bass at a rate of **25 to 35 pounds per acre per year**. Bass harvest rates are designed to reduce the level of predation on the bluegill population as well as increase the growth rate and condition of the remaining bass. Recommended harvest quotas often change in response to population changes and should be reevaluated annually. Harvesting largemouth bass can be accomplished by the following methods:

- Hook and Line Harvest:** Largemouth bass of the appropriate size should be removed whenever they are caught up to the harvest goals. A record should be kept of the total number and weight of bass removed during each fishing trip. Larger bass, those presently exceeding the size limit, may be “protected” since these represent the potential trophy bass in the pond.
- Electrofishing Harvest:** Selective bass harvest through electrofishing is a particularly effective management tool. This method of harvest may be quite productive if hook-and-line efforts are not adequate. The cost for this service is based on time spent (hourly). We will keep close records of the total number and weight of individuals removed.

One important point is that bluegill and shell-cracker harvest is strictly optional in balanced ponds. It is not necessary to harvest a certain weight of bluegill per acre to maintain the predator/prey balance or to prevent bluegill overpopulation. The bass will more than adequately control bluegill numbers. Typically, a generous amount of adult bluegill can be harvested in a well-fertilized, balanced lake. However, over-harvest of bluegill may be a concern, depending on the number of anglers and fishing pressure. We often recommend limiting bluegill harvest to **10 per person per day** in bass-crowded ponds to prevent over-harvest. In severely bass-crowded ponds, we recommend **suspending bluegill harvest** until the population increases through management efforts.



SUPPLEMENTAL FORAGE STOCKING

The harvest of largemouth bass at the proper size and rate can be quite challenging in sport fish lakes, especially if they are not fished extensively. When the annual largemouth bass harvest falls short of the recommended quota, stocking supplemental forage becomes extremely important in efforts to maintain an adequate forage base. An abundance of forage must be available at all times in order to maximize the growth of top-end predators such as largemouth bass. The feeding behavior and movement patterns of adult predators change frequently. Therefore, the presence of a variety of forage types, occupying different habitats within the pond, tends to maximize predator:prey encounters and improves overall foraging efficiency.

In your lake, the introduction of **threadfin shad** (*Dorosoma petenense*) will be highly constructive. The benefits to stocking threadfin shad are numerous. The combination of a relatively small adult size, coupled with their ability to reproduce in large numbers, make threadfin shad a near perfect food for the most abundant size group of largemouth bass. Most often, results of successfully establishing threadfin shad into a lake will be observed in improved growth rates for all size groups of bass. In addition, by partially shifting bass predation from bluegill to shad, more

bluegill will reach the important *intermediate* size range. Finally, through subtle interactions lower in the food chain, threadfin shad effectively reduce bass *recruitment*. In other words, fewer bass fingerlings survive to adulthood, thereby reducing the annual bass surplus. The bass that are *recruited* into the adult population will enjoy an increased abundance of prey, which leads to enhanced growth rates and a larger maximum size.

Threadfin shad frequently exhibit a distinctive schooling behavior, most often in open-water areas. In fact, the shad's primary defense against predators is its ability to seek out open water, away from where predators are more likely to be waiting to ambush prey. Once the bass figure out this behavior, the jig is up. Ponds with abundant shad populations frequently enjoy excellent top-water fishing action, oftentimes in or around schools of shad in open water.

Threadfin shad typically have two distinct heavy spawning periods: in the Spring and again in early Fall. Stocking is most often recommended immediately prior to or during a heavy spawning period. Stocking rates are designed to establish a sustainable population of threadfin shad and vary depending on the size of the lake and its state of balance.



Threadfin shad are ideal forage for increasing the growth and condition of largemouth bass. Adults range from 3 to 7 inches.

SUPPLEMENTAL FORAGE STOCKING

We recommend stocking **golden shiners** (*Notemigonus crysoleucas*) to provide an abundance of supplemental forage for growing quality and trophy largemouth bass. There are several major benefits to stocking golden shiners in sport fish ponds. Golden shiners spawn prolifically from April through June and quickly grow to a size beneficial to the adult bass.

Their long and slender body shape and spineless fins make for the perfect bass food. Adults often reach up to 9 inches in length. Their reproductive success is usually high because they deposit their eggs in active nests that are guarded by other sport fish. Golden shiners are nest predators and will often reduce the reproductive success of largemouth bass, thereby reducing the required bass harvest. Stocking rates vary depending on the size of the lake and its current state of balance.



Golden shiners provide excellent bass forage. Adults can reach up to 9 inches in length.

SUPPLEMENTAL FEEDING

Feeding bluegill pellet food is a proven management practice used to increase the number of “quality” and “trophy” size bluegill in ponds. Feeding produces unusually large and healthy bluegill and increases their reproductive potential. In addition, feeding concentrates fish for improved catch rates and provides entertainment from watching the fish eat. Given these benefits we recommend initiating an intensive feeding program in your pond.

In an effort to benefit the entire bluegill population, fish food should be applied from at least 1 feeding station for every 5 acres of water. Each feeding station should dispense feed at a rate of 5-10 lbs/day during the growing season (March - October). The daily ration should be divided into 3 short feeding periods, such as: early morning, late morning, and late afternoon. Several short periods are necessary to reduce feed waste because bluegill have small stomachs and will not consume much at once. Most commercial floating catfish fingerling pellets are suitable for feeding bluegill. These types of feeds are readily available on the market; Purina® makes an excellent pellet, under the name, “Game Fish Chow”. Game Fish Chow is made up of several different pellet sizes that can be consumed by a wide size range of bluegill.

For an additional boost to the bluegill population, feeding in the winter is an option. Winter feeding keeps the bluegill plump and healthy during a period when natural food is not readily available. To improve consumption in the cold months, a sinking feed may be used. Sinking feed can be purchased during the winter at most dealers that normally stock fish food. Several feeding periods should be maintained for the winter also. However, the timer on the feeder should be changed in late October to adjust for the shorter day length.

We market Texas Hunter automated fish feeders. Simply put, these feeders are the finest of their kind. Texas Hunter directional feeders are offered in three sizes (LM135 - 70 pound capacity, LM175 - 100 pound capacity, and LM435 - 250 pound capacity) and they are only available in green. They are powered by rechargeable 12-volt batteries and come equipped with a solar charger. Texas Hunter directional feeders may be conveniently mounted with adjustable legs on the bank, or on with fixed dock legs on piers.



Optimally, choose a floating ration with multiple pellet sizes.



Supplemental feeding attracts bluegill to certain areas so they are easier to catch.

AQUATIC WEED CONTROL

Aquatic weed growth can be a serious problem in recreational ponds. Weeds use up important nutrients in fertilizers that are intended for fish production, as well as interfere with normal activities such as fishing and swimming. In addition, excessive weed growth detracts from the aesthetic value of a pond, particularly if it is the focal point of a recreational area.

There are three approaches we use to prevent or reduce unwanted aquatic weeds. They can be placed in 3 different categories: chemical control, biological control, and sunlight-limiting control. Often, an integrated approach involving a combination of these tools offers the most effective solution.

Chemical control involves the use of aquatically approved herbicides to reduce or eradicate aquatic weeds. Although chemical control can be costly on large areas, it is usually the best method for a quick response.

The most common form of biological control is stocking grass carp. Grass carp are often introduced into ponds at low stocking densities as a preventive measure before weeds become established. However, once weeds have become established, a higher density of grass carp is needed to control them. Grass carp readily eat a variety of common weeds, do not reproduce,

and are fairly inexpensive. Typically, grass carp become less effective when they reach 6 to 7 years old and must be restocked. One drawback to grass carp is their propensity to train on pellet food intended for bluegill; thereby reducing the effectiveness of a supplemental feeding program.

There are also a variety of water colorants or dyes that can be added to ponds that limit sunlight penetration and “shade out” certain types of weeds before they become established. A regimented fertilization program is often the most effective form of sunlight-limiting control. Typically, phytoplankton blooms stimulated early in the spring through fertilization can shade out potential weed growth before it becomes a problem.



Herbicide application is typically the quickest form of weed control.



Grass carp are often introduced for long-term control. Pond dyes temporarily limit sunlight to retard aquatic weed growth.

FISH ATTRACTORS

Cover, whether natural or artificial, is attractive to fish for many reasons. Cover attracts many aquatic invertebrates that are consumed by fish, protects fish from other predators, provides ambush locations for predator fish, and provides fish with shade from the sun. For these reasons, fish attractors play an important role in the management of small impoundments.

By concentrating high numbers of bass, fish attractors help anglers meet recommended annual bass harvest goals. To maintain a balance between the predator and prey species within a pond, adequate predator harvest is necessary. Not only do fish attractors enhance the fishing experience by making the fish easier to locate, but the added strategy of locating each attractor creates a whole new dimension to pond fishing.

Any object placed under water has the potential to attract fish. Certain types of cover will attract more fish than others. Generally, objects with a high surface area (i.e., brush piles) will attract more fish than objects with a low surface area (i.e., large rocks). However, cover with a high surface area tends to decompose or deteriorate quicker. A variety of different cover types, whether grouped together or mixed, will attract the most fish in ponds.



When choosing natural cover to be added to ponds, keep in mind that hardwoods such as oaks and hickories last longer than softwoods. Cedar trees are also an excellent choice because their branches are finely divided and they maintain their structure for 3 to 5 years. Osage-orange (Mock-orange or “horse apple”) trees, located in black belt soils, provide exceptionally long-lasting cover. Trees can be weighted using concrete blocks and wire. However, another popular method of sinking trees or limbs is by placing them in a bucket and filling with concrete. These “pickle barrels” offer excellent vertical structure. Small beds of pea gravel can be placed in 2 to 3 feet of water to attract bluegill for spawning.

Many different types of artificial material can provide good, long-lasting cover for fish. Wooden pallets will attract all sizes of fish when tied together in a triangular formation and weighted. Used tires should be tied together in rows and the rows can then be tied together. If tires are used, be sure to drill a large hole at the upper most point on each tire to allow air to escape. Large construction materials such as concrete culverts can be stacked on top of one another. Materials such as car bodies or other motorized appliances should have all potential pollutants removed before sinking.




FISH ATTRACTORS

Plastic Honey Hole trees and shrubs are excellent artificial fish attractors. These structures are made of plastic and will last nearly forever. They also have a large surface area providing plenty of cover for baitfish and attracting predators.

The location and size of fish attractors is more important than the type of material used. Most small impoundments develop a thermocline during the warmer months below which oxygen is too low to support fish. To ensure the attractors are where the fish can use them year-round, a high percentage should be placed in water less than 10 feet deep. Fish will utilize cover in deeper water during the colder months. Typically, any sharp change in bottom contour is attractive to fish. Often, bottom structure such as humps, points, ridges, ditches, etc., are formed when building ponds. Cover placed in these areas is usually very productive. However, areas with a relatively flat bottom can be greatly enhanced as well with fish attractors. Placing fish attractors within casting distance of piers is also popular. Keep in mind, it is possible to have too much cover spread out in the bottom of a pond.

If too many fish attractors are put in a lake, catch rates can decline because the fish are spread out instead of concentrated. Extreme amounts of cover can decrease bass foraging ability and growth rates. Generally, fish attractors should be at least a full “cast” away from each other.

Obviously, fish attractors are not useful to anglers unless they can be found. Some attractors may be visible while others may be strategically placed in areas that are hard to find. One popular method of marking off-shore fish attractors is with a physical marker like a floating duck decoy or a metal stake. Physical markers will facilitate the addition of new cover when the attractors deteriorate over time. Triangulating between 2 or 3 spots on the bank is a more inconspicuous method of marking these spots. On larger lakes, a GPS unit can be used to store fish attractor locations. Most hand-held GPS units will allow you to navigate within several feet of a location. These locations along with their coordinates can then be plotted on a map using mapping software.



DAM AND SHORELINE MAINTENANCE

Dam and shoreline maintenance should be addressed periodically to ensure the integrity of the dam and overall recreational value of the pond. The dam should be kept free of trees; roots may eventually tunnel into the dam, creating weak spots. If mature trees are already present, they should not be cut down, as dead and decaying roots are potentially more harmful. Generally, trees less than 4 inches in diameter at breast height do not have roots penetrating the core of the dam and should be removed before they become a threat to the structure of the dam.

In an effort to prevent erosion the entire dam should be covered with a manageable grass. Large rock is recommended at the waterline along the dam face if there is the potential for erosion from wave action. The spillway should also have some type of erosion prevention. The amount and frequency of water flow should determine the type. The bottom and sides of the spillway should be lined with large rock or concrete if water flows across it often.

For spillways that are used less frequently, well maintained grass provides sufficient erosion protection. Spillways should be checked periodically and any debris should be cleared. Additionally, the shoreline and surrounding watershed should be vegetated to prevent erosion and muddy water. If necessary, livestock should be provided limited access to the pond. Heavier vegetation should be trimmed or treated with herbicide.

Beavers and muskrats can cause aesthetic and structural damage to sport fish lakes. Large rock placed along the waterline of the dam will usually prevent beavers and muskrats from boring in. Trees can be protected by wrapping steel mesh around the base of the tree to a height of about 4 feet. Otters often visit ponds from nearby creeks and can have a significant impact of the fish population. Droppings with scales and fish bones are evidence of otter visits. These nuisance animals should be removed as soon as detected. Techniques include body-gripping traps, snares, foothold traps, and shooting. Permits and licenses may be required.



NUISANCE ANIMAL CONTROL

Several different aquatic animals can affect the management of small impoundments. Some critters bore holes and make dens in the dams of ponds. This can reduce the integrity of the dam as well as ruin the aesthetic value of the pond. Other animals can impact the fish community. However, there are many aquatic animals that have little negative impact on ponds or the fish community and coexist quite well. Determining if an animal has a negative effect on a sport fish pond, and then creating a method of control is an important component of a comprehensive management program.

Beavers and muskrats are common residents of sport fish ponds across the Southeast. Although they seem to have little effect on the fish community, they are both capable of significant aesthetic and structural damage. They often bore in to the shoreline of ponds to create dens. Dens built along the dam can eventually weaken the structure of the dam. Beavers are especially capable of severe timber destruction around the shoreline. Attempts to remove beavers and muskrats should begin as soon as detected. Techniques include body-gripping traps, snares, foothold traps, and shooting. Complete removal of beavers and muskrats can be quite difficult in small impoundments,

thus protecting the dam and shoreline trees may be necessary. Large rock placed along the waterline of the dam will usually prevent beavers and muskrats from boring in. Trees can be protected by wrapping steel mesh around the base of the tree to a height of about 4 feet.

Otters can be frequent visitors of sport fish ponds, especially if they are built on or near a large creek. Otters consume large amounts of fish each day and can have a significant impact on a sport fish community. Their impact varies with the number of individuals present, frequency of visits, and size of the pond. Otters are secretive and often go unseen; however, droppings with scales and fish bones are evidence of their presence. Techniques for removal include body-gripping traps, snares, foothold traps, and shooting.

Many fish-eating birds visit sport fish ponds seasonally or even daily. Cormorants are generally the most destructive to fish communities as they often congregate in large numbers to over-winter in the southeast. Lakes located near large river systems and/or near large catfish operations are the most susceptible to cormorant problems.



NUISANCE ANIMAL CONTROL

Also, ponds with an abundance of standing timber seem to be particularly attractive. Depending on the food availability, cormorants may remain on a pond for months, potentially making a large impact on the fish community. The best approach to controlling cormorant predation on small impoundments is to use harassment techniques. These techniques often involve shooting guns, noise makers, cannons, etc. However, this technique requires a dedicated effort and often must be repeated several times a day for several weeks. Lethal control of cormorants requires a depredation permit issued by the U.S. Fish and Wildlife Service.

Hérons and kingfishers usually have a solitary lifestyle and will not congregate in large groups. Although, their impact may be more noticeable in small ponds less than 1 or 2 acres, their control is hardly worth the effort. Mergansers also visit southeastern ponds during the winter; however, their impact appears minimal.

A long-time misconception is that turtles can become too abundant and can affect the balance of a fish community. Turtles typically forage on aquatic invertebrates, plant material, and dead organic matter. Although they may stumble upon an occasional nest of fish eggs, turtles have no noticeable effect on the ability for sport fish to reproduce sufficiently.

If an aquatic animal is thought to be negatively impacting the recreational value of a sport fish pond, it is recommended that you consult one of our fisheries biologists before control measures are taken. Remember to follow the state game laws and acquire permits and licenses if required.



ANNUAL EVALUATION

In addition to ongoing management, your pond should be checked on a regular basis. Our annual maintenance plan includes an aquatic weed assessment, a water test to determine lime requirement, and an electrofishing balance check to assess the fish community.

Regular electrofishing evaluations are necessary to assess the effectiveness of a management program. Electrofishing allows us to stay on top of the pond's condition in order to make necessary changes in management recommendations.



MANAGEMENT RECOMMENDATIONS

Snow Lake Shores is functioning as a predator-crowded with competing species system that has a low level of fertility. Several management inputs are necessary to restore a state of balance as well as increase the total density of sport fish. The management activities we are recommending for Snow Lake Shores will center on reducing the total number of adult predators, introducing supplemental forage and enhancing the conditions for the production of forage.

For Snow Lake Shores, harvest bass 13 inches and smaller at a rate of 20 pounds per acre per year (2,680 lbs./yr.). The recommended bass harvest rate and size will likely change over the next few years as the fish community responds to management inputs. We recommend suspending bluegill harvest in Snow Lake Shores until the bluegill population recovers through management inputs. The over-harvest of adult bluegill, particularly during the spawning season, may lead to a decrease in the total number of mature, adult bluegill and a corresponding decline in angling catch per unit of effort. Annual electrofishing evaluations will help determine if fish harvest recommendations should be adjusted.

Supplemental forage in the form of threadfin shad and golden shiners should be stocked in order to enhance the growth and condition of the large-mouth bass.

We recommend initiating an intensive supplemental feeding program in Snow Lake Shores.

We did not observe any problematic aquatic vegetation during the evaluation. However, many aquatic plants have the potential to multiply quickly and should be monitored closely, particularly during the growing season. We feel that the quickest and most efficient way to control aquatic weeds in Snow Lake Shores, if they should become a problem in the future, is by herbicide application. Finally, additional cover in the form of brush or rock piles would increase the catch rates of sport fish in Snow Lake Shores.

The management activities we recommend over the course of the next twelve months are listed in the following pages. In an effort to assist in the prioritization of these management inputs, we have developed a simple color-coding system. You will note this system in the bottom right-hand corner of the respective Management Recommendations to follow:

LEVEL 1

Highest priority. Generally, require immediate attention.

LEVEL 2

Secondary in importance to Level 1. Directed toward achieving your stated management objectives.

LEVEL 3

Increase enjoyment and/or functionality of your pond but have less impact on the overall management program.

ANNUAL HARVEST

ANNUALLY

Current Status: Owner Responsibility

☐ Approved
 ☐ Declined
 ☐ Done

Date Approved: _____

Date Done: _____



COST: Hook and line: N/A
Electrofishing: \$500.00/hour.*

*An additional mileage charge
 will be added.

MANAGEMENT ACTIVITY:

Harvest ~2,680 pounds of LMB (13" inches and less)

LEVEL 1

SUPPLEMENTAL FEEDING

FALL
2025

Current Status: Awaiting Owner Approval

☐ Approved
 ☐ Declined
 ☐ Done

Date Approved: _____

Date Done: _____

**COST: \$ 1,500.00 each***

* This price includes a Texas Hunter LM-175 directional fish feeder, solar charger, rechargeable battery, assembly, and installation. An additional delivery charge will be added.

MANAGEMENT ACTIVITY:

Install 12 Texas Hunter LM-175 directional fish feeders
 Feed at a rate of 5-10 pounds/day from each feeder

LEVEL 1

ADD STRUCTURE

FALL
2025

Current Status: Owner Responsibility

☐ Approved
 ☐ Declined
 ☐ Done

Date Approved: _____

Date Done: _____

**COST: N/A****MANAGEMENT ACTIVITY:**

Install fish structure/cover

LEVEL 1

THREADFIN SHAD

SPRING
2026

Current Status: Awaiting Owner Approval

☐ Approved
 ☐ Declined
 ☐ Done

Date Approved: _____

Date Done: _____

**COST: \$ 2,200.00/load***


* This price does not include delivery.

MANAGEMENT ACTIVITY:

Stock 1 load (~10,000) of adult threadfin shad

LEVEL 1

<p>GOLDEN SHINERS</p> <p>SPRING 2026</p>		<p>COST: \$ 16.00/lb*</p> <p>* This price does not include delivery.</p>
<p>Current Status: Awaiting Owner Approval</p> <p><input type="checkbox"/> Approved <input type="checkbox"/> Declined <input type="checkbox"/></p> <p>Date Approved: _____</p> <p>Date Done: _____</p>	<p>MANAGEMENT ACTIVITY: Stock 1,000 pounds of golden shiners</p>	<p>LEVEL 2</p>

<p>ANNUAL EVALUATION</p> <p>FALL 2026</p>		<p>COST: \$ 1,200.00*</p> <p>* This price includes comprehensive written Management Report. An additional mileage charge will be added.</p>
<p>Current Status: Awaiting Owner Approval</p> <p><input type="checkbox"/> Approved <input type="checkbox"/> Declined <input type="checkbox"/> Done</p> <p>Date Approved: _____</p> <p>Date Done: _____</p>	<p>MANAGEMENT ACTIVITY: Annual electrofishing evaluation</p>	<p>LEVEL 1</p>

Bass Harvest Records

[illegible]

[illegible]

[illegible]

[illegible]